

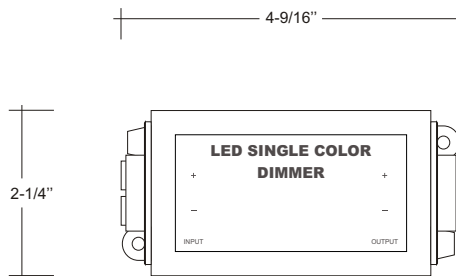
## FEATURES:

The Key-Press Control Dimmer is a controller made for LEDs and is perfect for adjust the brightness of flexible LED strip lights. The key-press control mode allows the light to be adjusted to the appropriate brightness depending on the actual need. The dimmer is a controller which can adjust brightness infinitely. It has 1 channel with an output voltage of 12V DC and an output current of 8A. Installation is quick and easy.

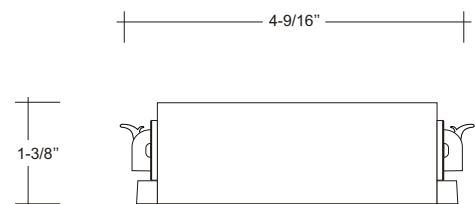


## DIRECTION for USE:

1. Connect the load wire, following by the power wire.  
please ensure power is off to avoid short circuit during connecting
2. Adopt RF remote control, its function as follows:
  - △ key is for increasing brightness.
  - ▽ key is for reducing brightness.
  - ⏻ on/off



Front View



Side View

## TECHNICAL PARAMETERS

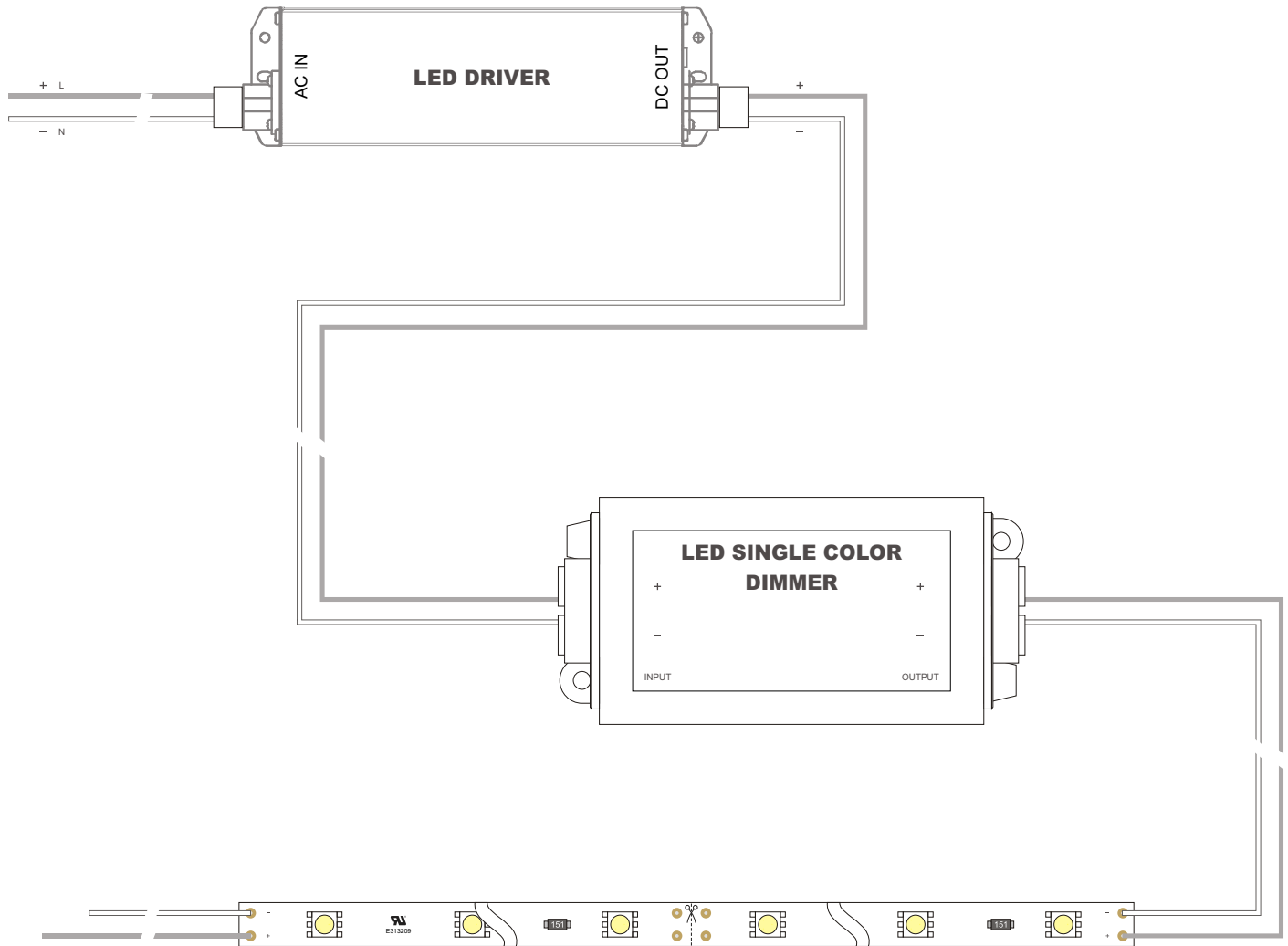
WORKING TEMPERATURE	20-60 °C
SUPPLY VOLTAGE	12V DC
OUTPUT POWER ( 1 channel )	12V < 96W
RATED LOAD CURRENT	8A +/-
EXTERNAL DIMENSION	4-9/16" x 2-1/4" x 1-3/8" (L x W x H)
PACKAGE DIMENSION	4-3/4" x 3-1/2" x 1-5/5" (L x W x H)
NET WEIGHT	3.52 oz
GROSS WEIGHT	4.58 oz

SAFETY INFORMATION: The input voltage of this controller should be follow the specifications, other high voltage will destroy it.  
All connecting wires can not be incorrectly interconnected, or short circuit cold occur. Warranty voided if damage to controller due to wrong wired.

# WIRING Diagram #1

For Single Power Supply Wiring

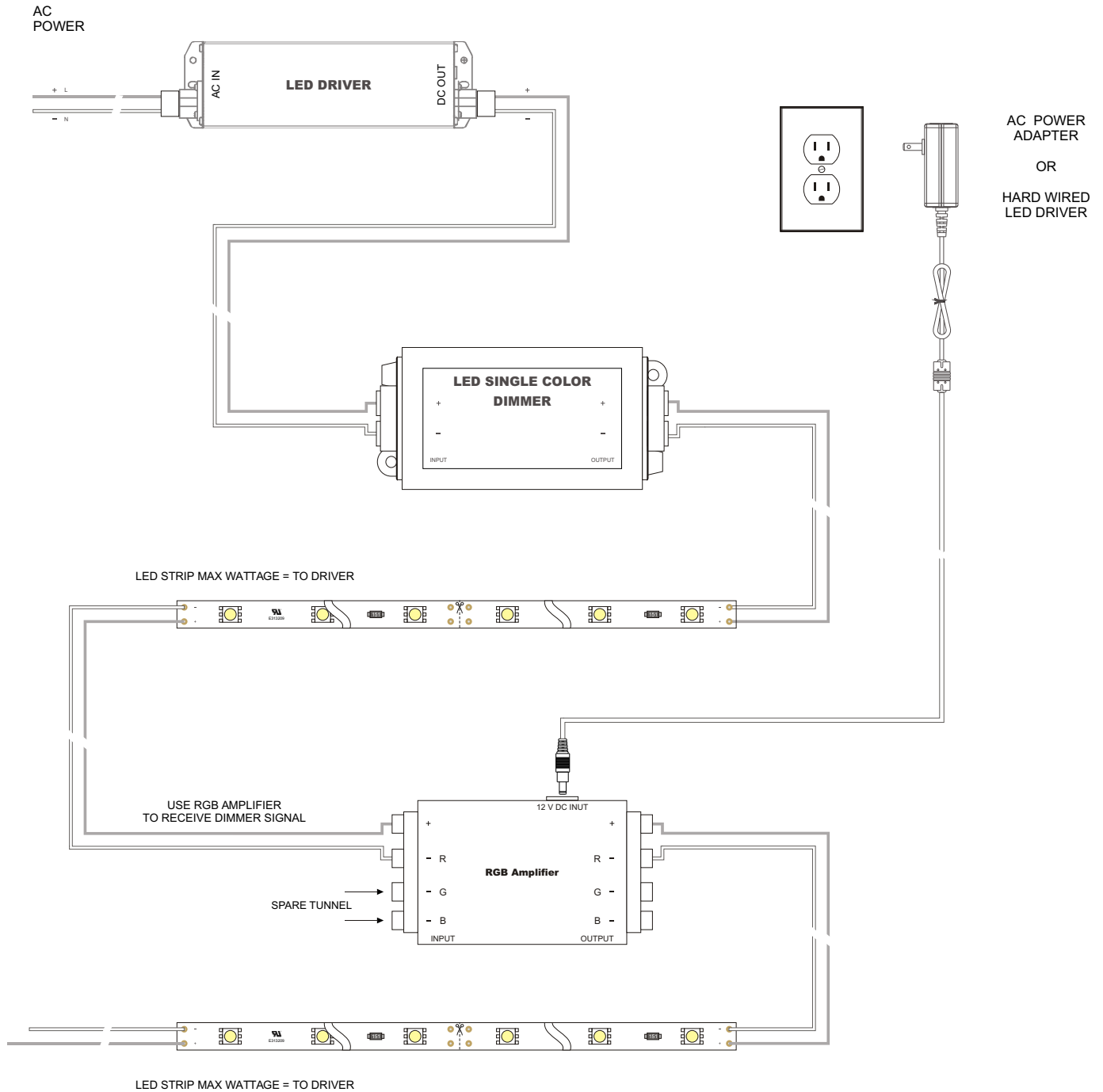
AC  
POWER



LED STRIP MAX WATTAGE = TO DRIVER

# WIRING Diagram #2

For Multiple Power Supplies Wiring



# WIRING Diagram #3

For Multiple Power Supplies Wiring

