



D12V20UNV-JL

12 Volt 20 Watt Class 2 LED Driver

- Universal input voltage 120 – 277 Vac
- Damp and Dry Location Rated
- Class 2 Output



Performance

Input Voltage	120 ~ 277 Vac
Input Current Max	0.27A /120V 0.09A/277V
Input Power Max	25W
Input Frequency	50 - 60 (Hz)
Power Factor	> 0.90
THD max	< 30 %
Output Voltage	12 ± 5 %
Output Current	1.7 (A) max
Output Power	20 W max

Environmental

EMI and RFI	Meets FCC part 15 (Class B) Consumer Limits
Operating Temperature	-40°C to 60°C (-40°F to 140°F)
Storage Temperature	-40°C to 85°C (-40°F to 185°F)
tc	90°C
Protection Rating	UL Dry & Damp, IP54

Physical

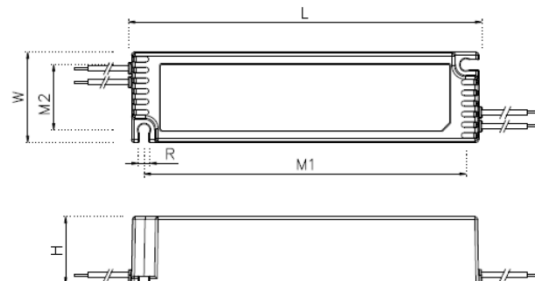
Length	5.3 in (134.4 mm)
Width	1.34 in (34 mm)
Height	1.00 in (25.4 mm)
Mounting Length	M1: 4.82 in (122.5mm) M2: 0.97 in (24.6mm)
Weight (lbs)	1.0
Lead Lengths	
Blk, Wht	11.8 in. (300mm)
Red(+), Black(-)	11.8 in (300mm)

Protection

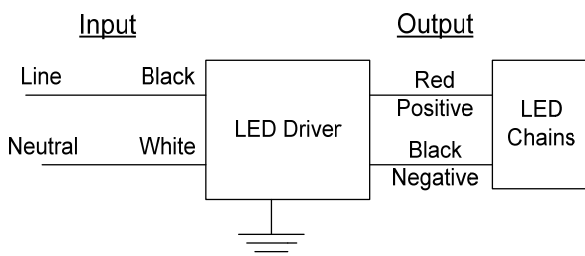
Over voltage, Overload and short circuit.

Safety:

UL 8750 & CSA 250.13-12



Wiring Diagram:



Ordering Information

Order Number	Description	Qty/Carton
D12V20UNV-JL20C	Standard Product	20



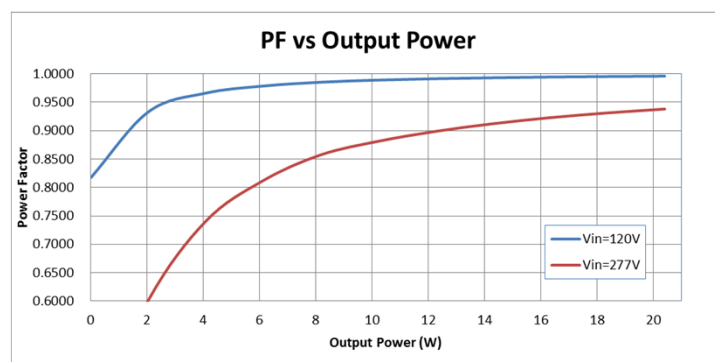
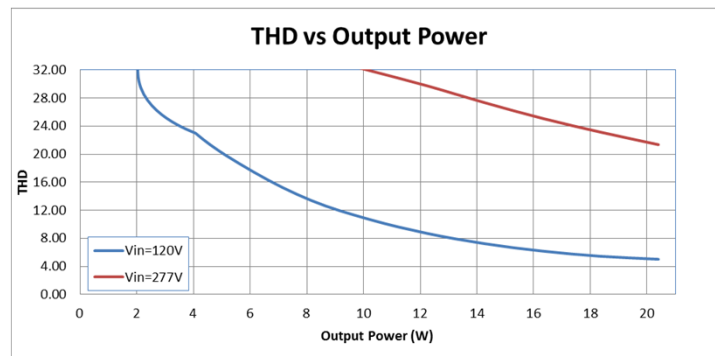
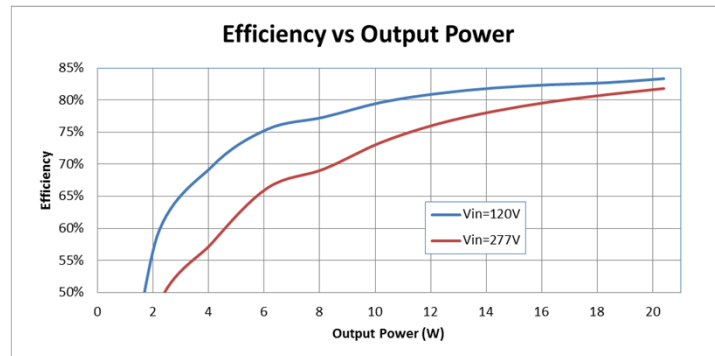
Application and operation performance specification information subject to change without notification.



D12V20UNV-JL

Performance: Efficiency, THD, & Power Factor

Typical performance measurements are shown. The charts are to be used as a guideline and not for specification use.



Output power based on maximum rated output current and varying load voltages.

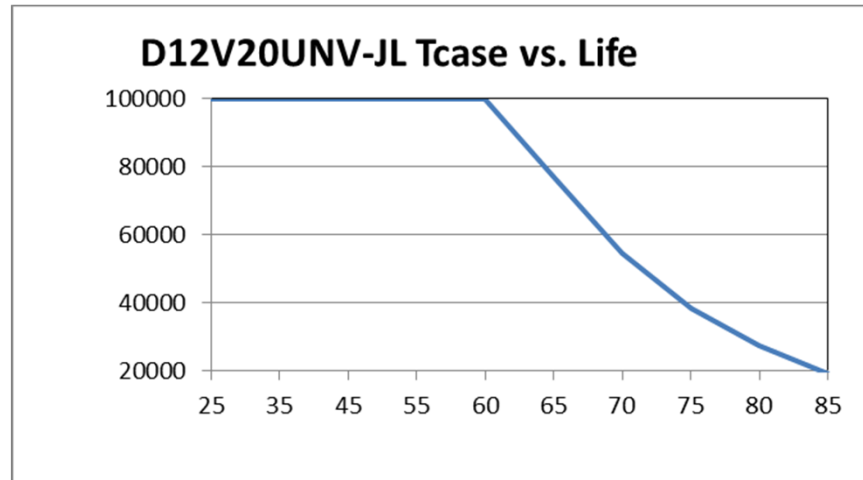


Application and operation performance specification information subject to change without notification.



D12V20UNV-JL

Life vs. Driver Tcase



The Data curve provided predicts the LED Driver life based on the case temperature measured at the Tc location identified on the label or specification sheet. The Telecordia SR-332 standard is used to generate the prediction curves.

Tc

EVERLINE™

Application and operation performance specification information subject to change without notification.



D12V20UNV-JL

Condition of Acceptability - When installed in the end use equipment, the following are among the considerations to be made:

1. The maximum working voltage present and dielectric voltage withstand test voltage applied between primary circuits and secondary output/plastic enclosure for each models are tabulated below.

* Output Voltage (V dc)	Output Current (A)	Working Voltage	Hi-pot P-S and P-enclosure
*12.0 (Const.)	1.7 (max.)	441 Vrms, 684 Vpk	4514 (4242) Vdc

2. The LED driver had been considered ambient 60 degree C. If operated at a higher ambient temperature, it should be determined in end product.
3. The suitability of enclosure shall be determined in the end product.
4. The unit is intended for factory installation only.
5. The LED driver is intended for use in a dry and/or damp location. Other uses shall be considered in end product.
6. The driver shall be installed in compliance with the enclosure, mounting, spacing, casualty, and segregation requirements of the end product application.
7. The suitability of input and output leads shall be determined in end product.
8. The driver is provided with isolated output.
9. Electrical/Fire/Mechanical enclosure shall be evaluated in end product.
10. The necessity of repeated Leakage Current Test shall be determined in each end use application.

FCC Statement: This device complies with part 15 of the FCC Rules. Operation is subject to the following two conditions: (1) This device may not cause harmful interference, and (2) this device must accept any interference received, including interference that may cause undesired operation.

Warranty:

Universal Lighting Technologies warrants to the purchaser that each power supply will be free from defects in material or workmanship for a period of 5 years from the date of manufacture when properly installed per instructions and under normal operating conditions of use. Call 1-800-225-5278 for technical assistance.



Application and operation performance specification information subject to change without notification.