



by  **Rolinx**
Performance Products

Mistral 1650 & 2100

The new generation of Mistral laminators offers unbeaten performances at this price level.

- Single side lamination with or without waste paper
- Simultaneous single side lamination and adhesive mounting
- Encapsulation in one run
- Application tape
- Colour background using colour vinyl
- Mounting onto boards up to 50 mm (2") thickness

Designed and produced in France, this new laminator will fit perfectly in your workshop with its technology and design



- Speed up to 6,20 m/mn (21 ft/mn)
- Mounting up to 50 mm (2") thick.
- Hi-capacity laminator with top heat assisted roller from 30 to 60°C (86 to 140°F)
- Available in 165 cm (65") and 210 cm (83")



Mistral 1650

With our new even lighter self-blocking roll-shafts, you will save time while changing film.
No tools are required unlike systems using locking rings or pivoting shafts needing a large space behind the machine.

Our roll-shafts can be used in any position of the machine and in both directions.



5 roll-shafts and one unwinding shaft delivered with the machine.



Storage of up to 4 film rolls easily reachable under the laminator.



Installed, it maintains the board flat after passing through the rollers.
Removed, the prints can be rewound perfectly onto the roll take-up.



The machine takes a small floor-space leaving free access enabling an effortless media change.

All adjustments are easy to reach. All film tension adjustment are maintained when changing the film reel.

An easy insertion of the print thanks to the paper guide.

Squaring guide for processing rigid panels in series

Thick feeding tray with round edge to avoid damage to prints during lamination.
The graduation on the feeding tray matches those on the roll shafts.





The machine is delivered with a metal feeding tray in order to reduce material waste and to save time when installing the film on the machine.



The 50mm (2") opening of the rollers offers a wider range of uses, even if you don't have a flat bed printing system in your workshop today.

The pressure adjustment system monitored electronically ensures a uniform spread of the pressure on the roller contact zone.



In order to protect the laminating rollers from unsafe operation when not using a proper cutter, a safety cutter is delivered with the machine. The quality of your lamination job and your investment are preserved for years.



"Roll To Roll" Operation

An unwinding shaft can be used for feeding your prints in series. Prints can be wound onto a carton core (Ø 57 or 76mm – 2 or 3") or not, this shaft can be positioned on one of the storage position or on a free position on the machine to preserve your prints from dust before lamination. Once laminated, the prints can be wound onto the roll-take-up shaft a few centimetre after their process and be taken safely to their next finishing stage.



The feeding tray pivots upwards leaving a full and secure access to the machine when loading the film. In upper position, the driving motor is shut, preventing the operator from any injury during the operation.

KALA's expert advise.

Our expertise in engineering and the very high quality of the material used in our rollers offers the possibility to work at very high speed (6,2m/mn – 21 ft/mn).

A larger diameter of the roller does not bring a better lamination result.


We choose from the best steel in suitable diameter but with a determined thickness.

We cover the rolls with polymeric material with a high hardness and mould them according to a shape studied by our engineers in order to guarantee that the prints can be fed through the machine perfectly, even for long runs of print. Depending on the usage, our polymeric material may have

different characteristics (thermal conduction, non sticking surface, a high level of resistance to usage).

The combination of a high hardness and a uniform spread of the temperature on our roller guarantees a high level of quality in your finishing operation which other product may not offer, even with bigger roller diameter.

Once activated, the multi-function footswitch enables you to start laminating, leaving your hands free when feeding wider prints. Non activated, it may also switch off the driving motor without using the control board.



Safety and optical eye

The operator works in complete safety with 4 levels of protection :

- Visible laser eye in front of the roller, stopping the motor when cut.
- Automatic safety when the feeding tray is in upper position that cuts the driving motor circuit.
- 2 emergency switches easily reachable in the front and back of the machine. If one of these safety mechanisms is activated, a reset button on the panel board indicates by flashing in red, requesting to correct the fault and reactivate the system.
- The machine also uses a sound system to indicate the machine is about to go into reverse mode.

Control panel

All functions of the machine are centralised on a very easy understandable control panel. Ideally positioned, it is very easy to reach.






Selection of the working temperature and memorisation of the working parameters.

Elevation of the upper roller and pressure adjustment.

Foot switch selection and power button (when switching the machine off, the upper roller automatically lifts up in order to preserve the rollers).

Speed adjustment, forward, stop and reverse, reactivation of the safeties.

Specifications

	 Mounting up to 50 mm (2")	 10 speed	 Diameter 23 cm (9"), film reel 100 m (110 yd)	MISTRAL 1650	MISTRAL 2100
Maximum thickness document + board				50 mm (2")	50 mm (2")
Maximum working width				171 cm (67")	216 cm (85")
Maximum film width				165 cm (64")	208 cm (82")
Maximum length of the film reels usable				50 / 100 m (maximum diameter 23 cm/9")	
Diameter of the rollers				maximum 114 mm (4.4")	maximum 114 mm (4.4")
Temperature of the upper roller				30 to 60°C in steps of 5° (86 to 140°F in steps of 9°F)	
Heating time from 20°C (68°F) ambient temperature to 40°C				7 mn	7 mn
Number of self blocking shaft delivered				5 + 1 unwinding shaft	
Adjustable speed m/mn				from 0,3 to 6,3	from 0,3 to 6,3
Adjustable speed ft/mn				from 0,9 to 21	from 0,9 to 21
Power W				1800	1800
Voltage				230 or 110 V / 50-60 Hz	230 or 110 V / 50-60 Hz
Amperage				8A/230 V or 16 A/110V	8A/230 V or 16 A/110V
Dimensions of the machine	(cm)	(inch)		W 206 x D 82 x H 153 W 81" x D 32" x H 60"	W 250 x D 82 x H 153 W 98" x D 32" x H 60"
Net weight of the machine				210 kg (462 lbs)	257 (566 lbs)
Shipping dimensions of the machine	(cm)	(inch)		W 213 x P 93 x H 170 L 84" x P 37" x H 66"	L 257 x P 93 x H 170 L 101 x P 37" x H 66"
Machine weight for shipping				260 kg (573 lbs)	350 kg (771 lbs)
Warranty				1 year	1 year
Made in France, CE certified in compliance with the Machine and the Electromagnetic Compatibility Directives CEM.				✓	✓

Roll to Roll system delivered as standard with the machine.



RoHS



www.rolinuxusa.com