

# SimpoSign II

PLASTICADE®



- Holds two 22" x 28" signs
- Change signs in seconds
  - Quick-Change™ feature, signs easily slide in and out
  - use rigid signs 3/16" thick or less
- Stay Tabs™ ensure signs stay securely in place
- Grabber Hinges hold a Sign Rider
  - keep frame from opening too far
- Textured feet
  - help to secure frame on smooth surfaces
  - dig into soft ground or gravel
- Available in white and black
- Can internally weight with up to 6 lbs. of dry sand
- Stabilizing brace prevents accidental spreading or closing of the sign faces



Stay Tabs™ keep signs securely in place



Grabber Hinges grip Sign Rider, quickly holding it in place



Patented slot design  
- just slide in a sign  
or a message board



# SimpoSign® II

Sign Blank Size: 22"W x 28"H

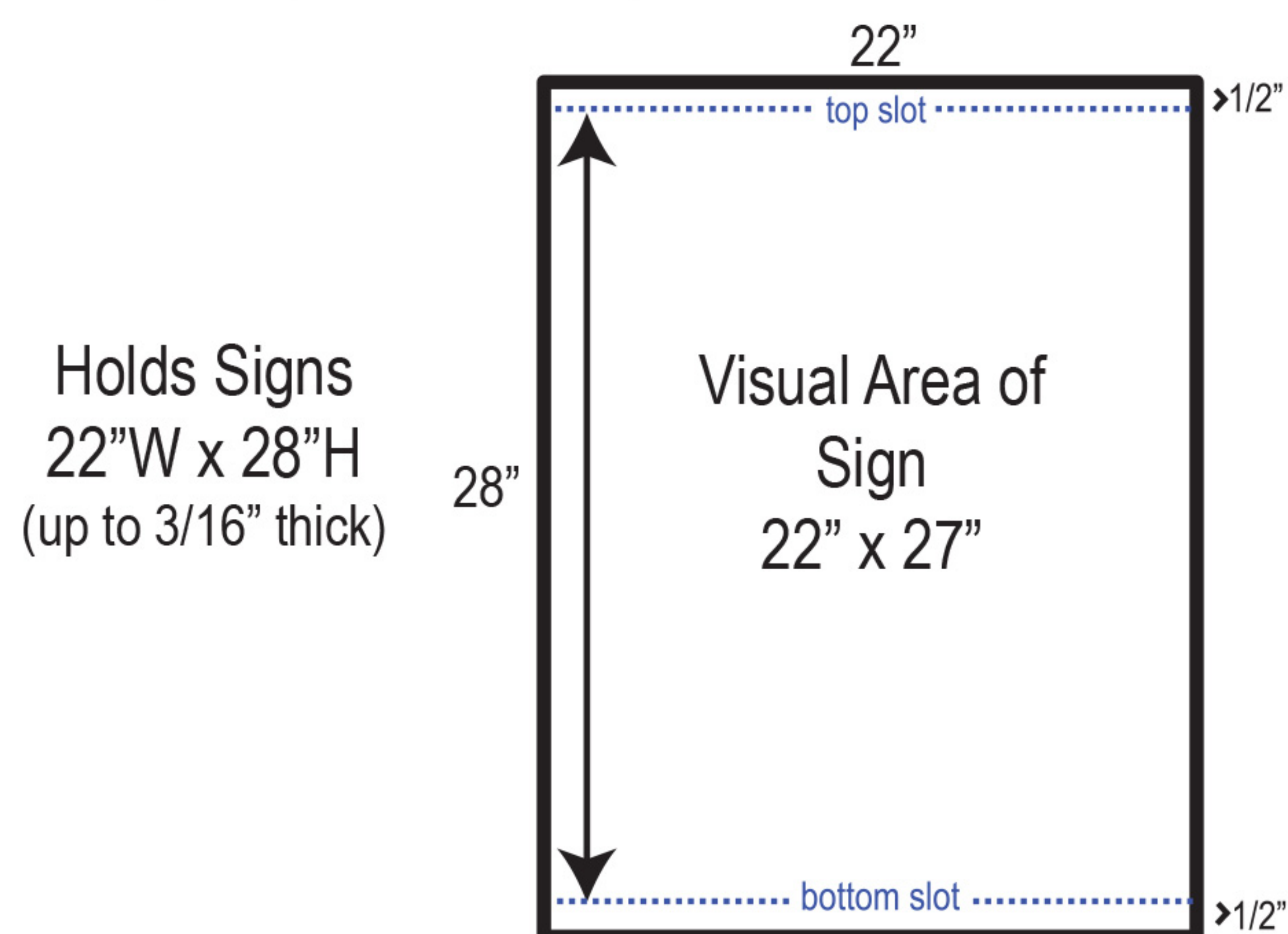
Outside Dimensions: 24.375"W x 37.25"H

Closed Thickness: 2"

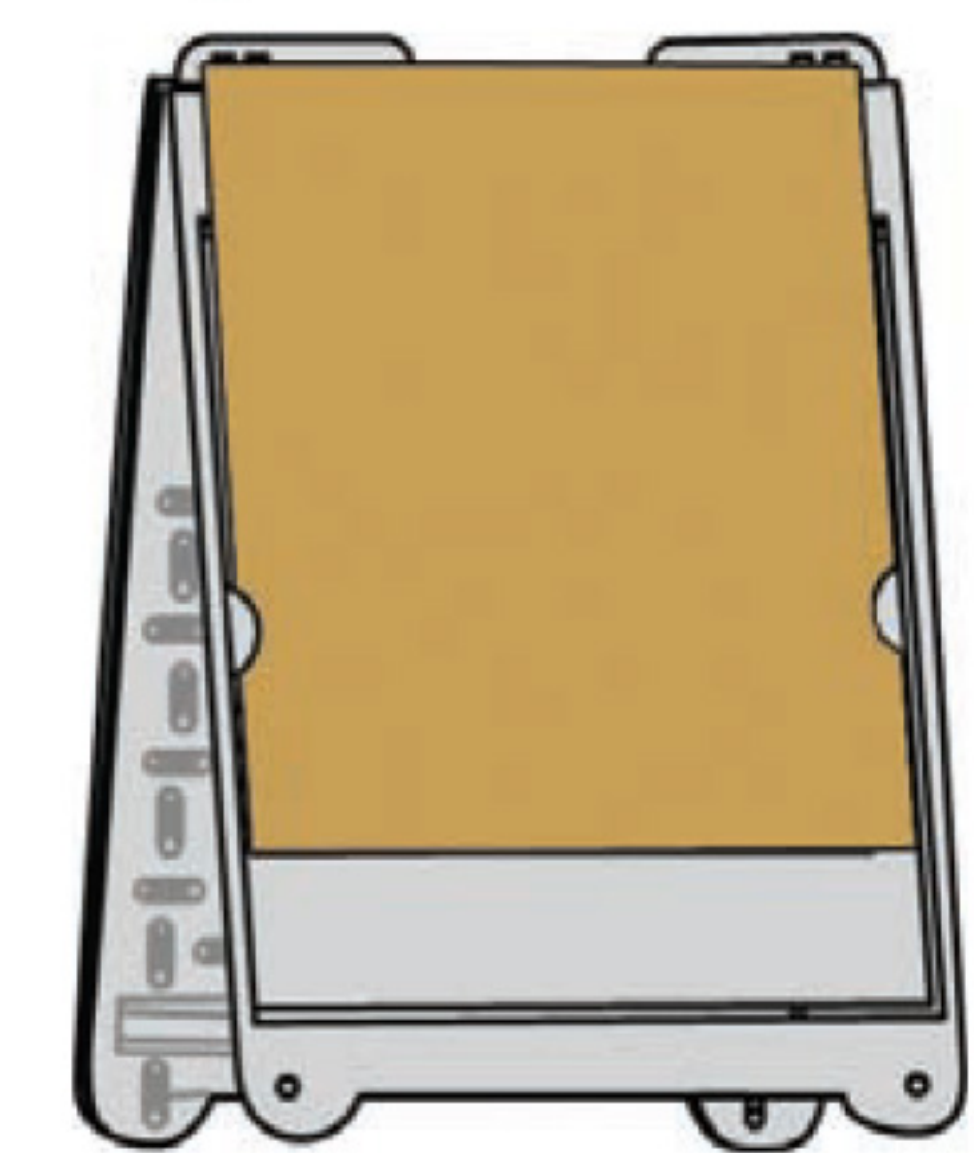
Weight: 10 lbs.

Colors: White and Black


Can use all sign blanks up to 3/16" thick, including Coroplast™, foamboard, and aluminum.




## Sign Insertion Instructions:



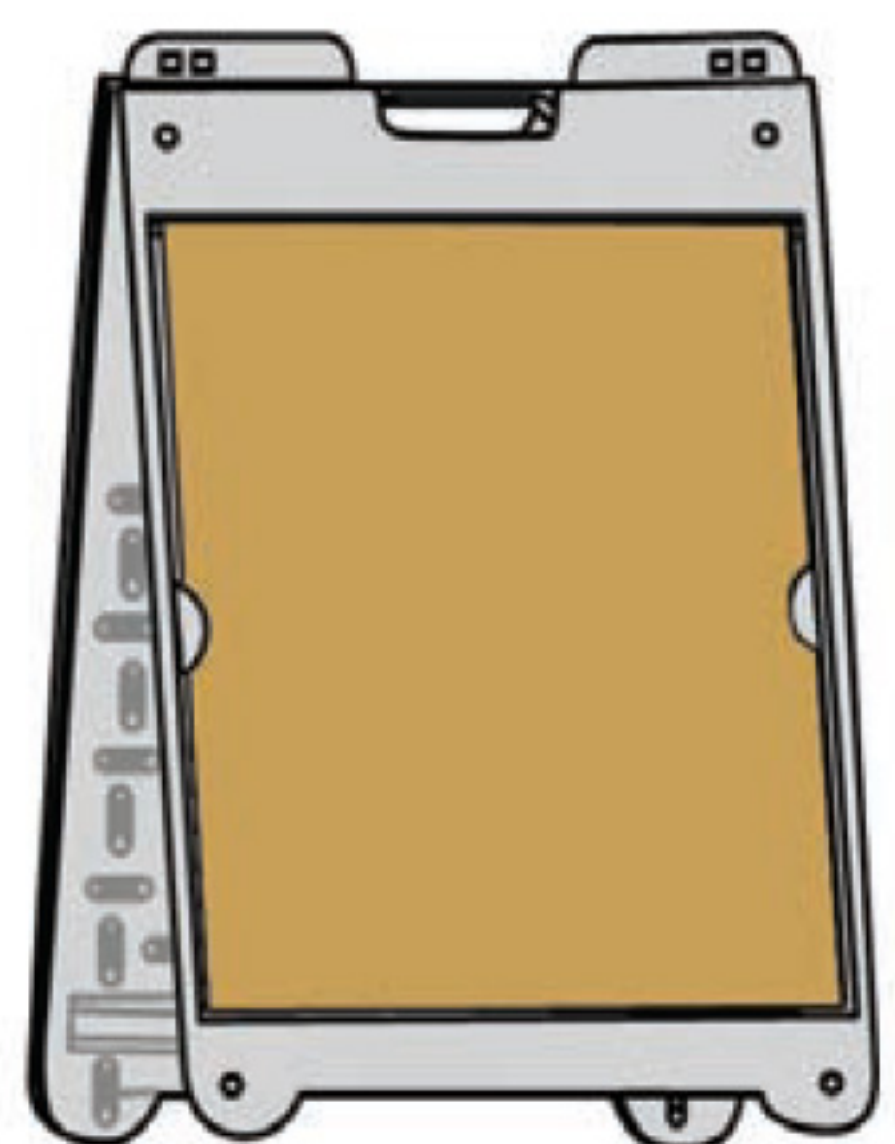
1. Slide sign down through the tabs



2. Slide through, pulling sign in front of bottom slot until sign hits the ground



3. Push sign up into top slot




4. Slide sign down into bottom slot

## Sign Rider Insertion Instructions:

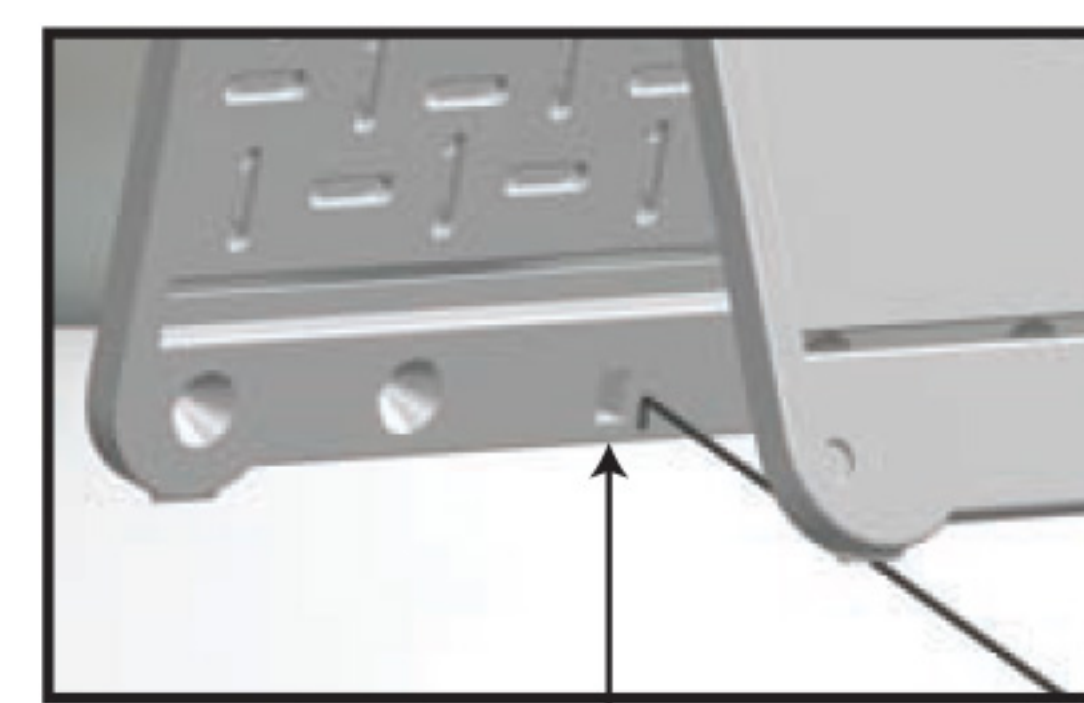
Stand the sign frame on the ground, spreading open the sign faces only half way. Place the Sign Rider in the hinge openings between the sign faces. Now, move the sign faces apart until fully extended. The hinges will "grab" the Sign Rider.



## Stabilizing Brace Instructions



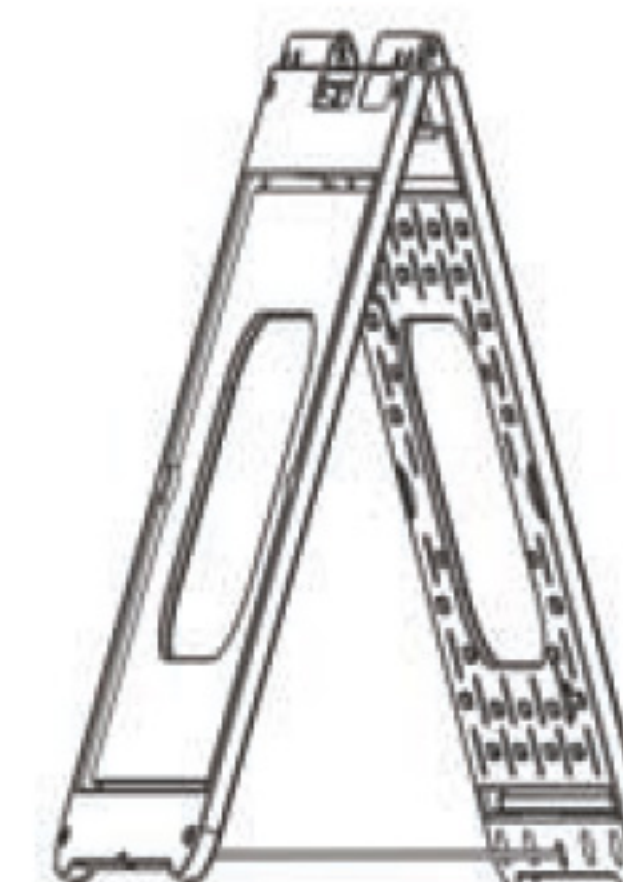
Brace snaps into back side of frame for storage



Place brace in holes at bottom of the sign frame to use

Prevents accidental or intentional spreading of sign faces too far. Can also be used for sandbagging.

To store, just click into receptacle on back of sign frame.



Brace in use

## Sand Ballasting Instructions



Sand Fill Hole

Each sign frame has two fill holes, one on each half of the frame.

Remove plug from fill hole and fill each hole with dry sand. 3 lbs. of sand per hole for a total of 6 lbs. per sign frame is recommended.

**MADE IN THE USA**

U.S. Patents  
#7,337,569 and #7,302,770

**PLASTICADE®**

100 Howard Avenue  
Des Plaines, IL 60018  
phone (800) 772-0355  
fax (847) 966-8074  
Plasticade.com